

DATAMEM SOFTWARE SOLUTIONS

PRESENTS

PARK I.T. POS VERSION 2

SIMPLER.FASTER.BETTER

Password protected and each user
is assigned their own password

Login to DataMemory Point-Of-Service



DataMemory

PARK I.T.

P.O.S.

Phone : 031 462 1920
Fax : 031 462 1922

Please Swap Your Card :

System Settings

Company Name : DANIEL'S PARKING
Database : PARKING
Terminal No.: DBN1
System Date: 02-Nov-2010

Parking [F1]

Landord [F2]

Delivery [F3]

Services [F4]

Staff [F5]

Monthly [F11]

Float

Cashup

VIP [F6]

IP6 [F7]

IP7 [F8]

N/S [F9]

O/S [F10]

Pay In

Pay Out

Void

Sample1[A]

Sample2[B]

Sample3[C]

Sample4[D]

Sample5[E]

Mode

Drawer

Boom Open

Sample6[1]

Sample7[2]

Sample8[3]

Sample9[4]

Sample10[5]

Mode

Drawer

Boom Open

The new and improved main screen provides easy access to the systems features and includes shortcut keys for ALL the buttons you see on your screen

WAITING FOR NEXT TICKET...

Powered By



System Locale

02-November-2010

11:45:51 AM

Power Save

POWER SAVE ENABLED

999999

SECONDS UNTIL

SYSTEM LOCK

Options

Reports

N/C Setup

Close (Esc)

Lock

Log Off

Parking [F1]	Landord [F2]	Delivery [F3]	Services [F4]	Staff [F5]
VIP [F6]	IP6 [F7]	IP7 [F8]	N/S [F9]	O/S [F10]

Monthly [F11]	Float	Cashup
Pay In	Pay Out	Void

WAITING FOR NEXT TICKET...

Sample1[A]	Sample2[B]	Sample3[C]	Sample4[D]	Sample5[E]
Sample6[1]	Sample7[2]	Sample8[3]	Sample9[4]	Sample10[5]

Default transaction keys are all on the main screen.

Mode	Drawer	Boom Open
------	--------	-----------

Powered By



System Locale

02-November-2010
11:45:51 AM

Power Save

POWER SAVE ENABLED
999999
SECONDS UNTIL
SYSTEM LOCK

Options	Reports	N/C Setup
Close (Esc)	Lock	Log Off

Parking [F1]	Landord [F2]	Delivery [F3]	Services [F4]	Staff [F5]
VIP [F6]	IP6 [F7]	IP7 [F8]	N/S [F9]	O/S [F10]

Monthly [F11]	Float	Cashup
Pay In	Pay Out	Void

WAITING FOR NEXT TICKET...

All commonly used features and admin utilities are easily available from the main screen. AND the system now includes a STATUS message indicator to inform you of what it is currently doing!

Sample 1 [E]

Sample 2 [E]

Sample 3 [E]

Sample 4 [E]

Sample 5 [E]

Sample 6 [E]

Sample 7 [E]

Sample 8 [E]

Sample 9 [E]

Sample 10 [E]

Power Save

POWER SAVE ENABLED

999999

SECONDS UNTIL

SYSTEM LOCK

Mode	Drawer	Boom Open
Options	Reports	N/C Setup
Close (Esc)	Lock	Log Off



02-November-2010

11:45:51 AM

Parking [F1]	Landord [F2]	Delivery [F3]	Services [F4]	Staff [F5]
VIP [F6]	IP6 [F7]	IP7 [F8]	N/S [F9]	O/S [F10]

Monthly [F11]	Float	Cashup
Pay In	Pay Out	Void

Sample1[A]	Sample2[B]	Sample3[C]	Sample4[D]	Sample5[E]
Sample6[1]	Sample7[2]	Sample8[3]	Sample9[4]	Sample10[5]

WAITING FOR NEXT TICKET...

Mode	Drawer	Boom Open
Options	Reports	N/C Setup
Close (Esc)	Lock	Log Off



System Locale
02-November-2010

Power Save
POWER SAVE ENABLED
999999
SECONDS UNTIL
SYSTEM LOCK

You can also add up to TEN[10] extra transaction types to suit your needs!

Just click here to add a transaction type.

Parking [F1]	Landord [F2]	Delivery [F3]	Services [F4]	Staff [F5]
VIP [F6]	IP6 [F7]	IP7 [F8]	N/S [F9]	O/S [F10]
Sample1[A]	Sample2[B]	Sample3[C]	Sample4[D]	Sample5[E]
Sample6[1]	Sample7[2]	Sample8[3]	Sample9[4]	Sample10[5]

Monthly [F11]	Float	Cashup
Pay In	Pay Out	Void

WAITING FOR NEXT TICKET...

Mode	Drawer	Boom Open
Options	Reports	Save N/C
Close (Esc)	Lock	Log Off

Powered By



System Locale

02-November-2010


Power Save

POWER SAVE ENABLED
999999
SECONDS UNTIL
SYSTEM LOCK

All the available buttons are highlighted, just click on a button to add to it!

Parking [F1] Landord [F2] Delivery [F3] Services [F4] Staff [F5]

VIP [F6] IP6



Add up to TEN[10] transaction types and give a name to the button you want to assign it to. AND you can also define YOUR OWN SHORTCUT KEY TO THAT BUTTON

POS No Charge Setup

CUSTOM NO CHARGES

Parker's Details

Code: 001
Name: Sample No Charge Parking
Button: Sample1 (Max. 10 Characters)
Shortcut: A (Max. 1 Character)
Category: CAT2010

Code	Description	Button	Shortcut	Category
001	Sample No Charge Parking	Sample1	A	CAT2010
002	Sample No Charge Parking	Sample2	B	CAT2010
003	Sample No Charge Parking	Sample3	C	CAT2010
004	Sample No Charge Parking	Sample4	D	CAT2010
005	Sample No Charge Parking	Sample5	E	CAT2010
006	Sample No Charge Parking	Sample6	1	CAT2010
007	Sample No Charge Parking	Sample7	2	CAT2010
008	Sample No Charge Parking	Sample8	3	CAT2010

Buttons: Modify, Delete, Save, Cancel, Close



wer Boom Open
orts Save II/C
ck Log Off

Parking [F1]

Landord [F2]

Delivery [F3]

Services [F4]

Staff [F5]

Monthly [F11]

Float

Cashup

VIP [F6]

IP6 [F7]

IP7 [F8]

N/S [F9]

O/S [F10]

Pay In

Pay Out

Void

Parking1[A]

Sample2[B]

Sample3[C]

Sample4[D]

Sample5[E]

WAITING FOR NEXT TICKET...

Sample6[1]

Sample7[2]

Sample8[3]

Sample9[4]

Sample10[5]

Mode

Drawer

Boom Open

Powered By



System Locale

02-November-2010

11:49:49 AM

Power Save

POWER SAVE ENABLED

999999

SECONDS UNTIL

SYSTEM LOCK

Once you are done, just click here.



Options

Reports

Save N/C

Close (Esc)

Lock

Log Off

Parking [F1]	Landord [F2]	Delivery [F3]	Services [F4]	Staff [F5]
VIP [F6]	IP6 [F7]	IP7 [F8]	N/S [F9]	O/S [F10]

Monthly [F11]	Float	Cashup
Pay In	Pay Out	Void

Parking1[A]	Sample2[B]	Sample3[C]	Sample4[D]	Sample5[E]
Sample6[1]	Sample7[2]	Sample8[3]	Sample9[4]	Sample10[5]

WAITING FOR NEXT TICKET...

Mode	Drawer	Boom Open
Options	Reports	N/C Setup
Close (Esc)	Lock	Log Off

Powered by



System Locale

02-November-2010

11:58:57

Power Save

POWER SAVE ENABLED

999999

SECONDS UNTIL

SYSTEM LOCK

Just like that, you have created custom transactions using your own DESCRIPTIONS AND SHORTCUTS which can be used immediately and the system will keep track of them

Clicking on the button you just created takes you directly to the transaction screen and it will display the description as you entered it earlier.

Free Parking

FREE PARKING

Parking Details

Time In: [] [] **hh:mm**

Ticket No.: [] [] [] []

Current Time: 11:50

Hours Parked: [] [] [] []

Cost: [] [] [] []

Driver Details

Parking Type: Parking1

Driver Name: [] [] [] [] [] []

Reason: [] [] [] [] [] []

Car Reg.: [] [] [] [] [] []

Details No Details

Buttons: Ok (F1), Close



System Locale

02-Nov

11:50:19 AM

WAITING FOR NEXT TICKET...

Grid of buttons: Parking, VIP [F6], IP6 [F7], IP7 [F8], N/S [F9], O/S [F10], Pay In, Pay Out, Void, Parking1[A], Sample2[B], Sample6[1], Sample7[2], Ok (F1), Close, Code, Drawer, Boom Open, Reports, N/C Setup, Lock, Log Off, Close (Esc)

'Lost tickets' transactions are now streamlined into the system..

Lost Ticket Authorisation

LOST TICKET AUTHORISATION

Parker's Name:

Address:

I.D. /Passport No.:

Vehicle Reg. No.:

Date/Time Arrived: 02-11-2010 : hh:mm

Date/Time Departed: 02-11-2010 11:51

Parking Period: 0.00 Hours

Amount Due: 0.00

Ok Cancel

ING FOR NEXT TICKET...



System Loc

02-N

1 1

Monthly [F11] Float Cashup

Pay Out Void

Drawer Boom Open

Reports N/C Setup

Lock Log Off

...as well as 'No Ticket' transactions. This means less paperwork, all details are now IN the POS!

No Ticket Authorisation

AUTHORISATION FOR EXIT WITHOUT TICKET

Car Park No.:

Date: 02-Nov-2010

Exit Lane:

Cashier: 1

Parker's Name:

Address:

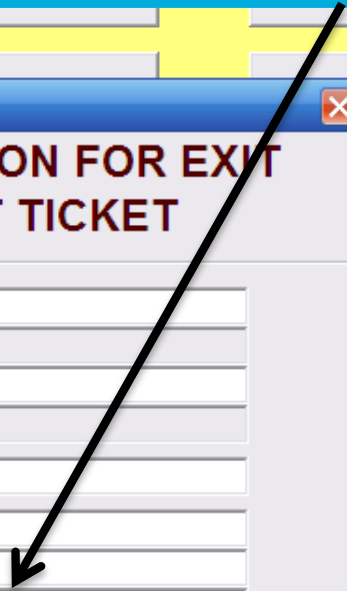
Tel No.:

Vehicle Reg No.:

Details:

Amount: 0.00

Ok Cancel



Parking [F1] Landord [F2] Delivery [F3]

VIP [F6] IP6 [F7]

Parking1[A] Sample2[B]

Sample6[1] Sample7[2]

Pay Out Void

WAITING FOR NEXT TICKET...

Drawer Boom Open

Reports N/C Setup

Lock Log Off

Powered By

02-No

System Locale

02-No

Parking [F1] Landord [F2] Delivery [F3] Services [F4] Staff [F5] Monthly [F11] Float Cashup

VIP [F6] Void

Parking1[A] Sa EXT TICKET...

Sample6[1] Sa Boom Open

POS Audit Report (Summary/Detailed)

POS AUDIT REPORT

Summary Detailed

Date Range

01-10-2010 ==TO== 02-11-2010 Process

	Ticket Grp.	Ticket No.	Entry Time	Exit Time	Date	Amount
→	A	10	10:20 AM	12:52 PM	04-Oct-2010	20.00
→	A	12	09:45 AM	01:01 PM	04-Oct-2010	25.00
→	A	15	02:52 PM	08:16 AM	05-Oct-2010	50.00


Audits have been streamlined into the system. At a click of a button the system will generate an Audit report for you!

→	A	22	03:45 AM	08:55 AM	05-Oct-2010	50.00
→	A	23	03:00 AM	08:55 AM	05-Oct-2010	50.00
→	A	24	03:00 AM	08:56 AM	05-Oct-2010	50.00
→	A	25	02:52 AM	08:56 AM	05-Oct-2010	50.00
→	A	26	02:45 AM	08:56 AM	05-Oct-2010	50.00
→	A	27	02:45 AM	08:56 AM	05-Oct-2010	50.00

Ticket Total for Period: 890.00

Print (F2)

Close



Log Off

**AND MUCH, MUCH
MORE!!!!!!!**

Parking [F1]	Landord [F2]	Delivery [F3]	Services [F4]	Staff [F5]	Monthly [F11]	Eloat	Cashup
VIP [F6]	IP6 [F7]	IP7 [F8]	I/S [F9]	O/S [F10]	Pay In	Pay Out	Void
Sample1[A]	Sample2[B]	Sample3[C]	Sample4[D]	Sample5[E]	WAITING FOR NEXT TICKET...		
Sample6[1]	Sample7[2]	Sample8[3]	Sample9[4]	Sample10[5]	Mode	Drawer	Boom Open



System Locale

02-November-2010
11:45:51 AM

Power Save

POWER SAVE ENABLED
999999
SECONDS UNTIL
SYSTEM LOCK

Options	Reports	I/C Setup
Close (Esc)	Lock	Log Off

DATAMEMORY PARK I.T. POS v2.0

THE END

